



2009-2010 GMT Quarterly Report for District (or Undistricted) **District 29 O**

GMT: **STEVEN D SHERER**

Location: **WEST VIRGINIA**

GMT CA: **1**

CLUBS

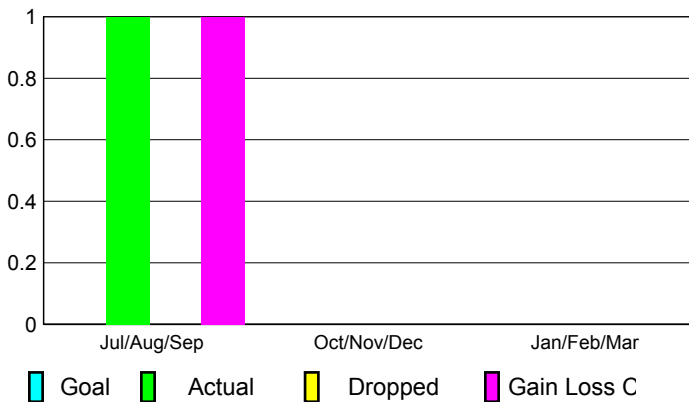
**Club Results
2009-2010**

**Clubs
2008-2009**

| Month | New Club Goal | Actual New Clubs | Actual Dropped Clubs | Gain/Loss of Clubs | Gain/Loss of Clubs |
|---------------|---------------|------------------|----------------------|--------------------|--------------------|
| Jul/Aug/Sep | 0 | 1 | 0 | 1 | -1 |
| Oct/Nov/Dec | 0 | 0 | 0 | 0 | 0 |
| Jan/Feb/Mar | 0 | 0 | 0 | 0 | -2 |
| Totals | 0 | 1 | 0 | 1 | -3 |

Club Results 2009-2010

Goal, New, Dropped, Gain/Loss



MEMBERSHIP

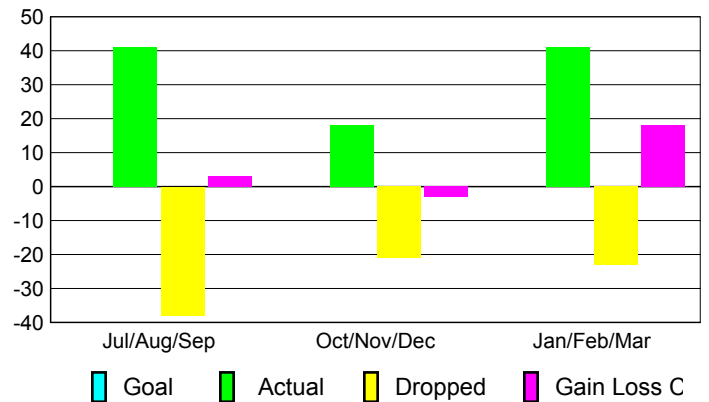
**Membership Results
2009-2010**

**Membership
2008-2009**

| Month | Net Memb Goal | Actual New Memb | Actual Dropped Memb | Gain/Loss of Memb | Gain/Loss of Memb |
|---------------|---------------|-----------------|---------------------|-------------------|-------------------|
| Jul/Aug/Sep | 0 | 41 | -38 | 3 | -33 |
| Oct/Nov/Dec | 0 | 18 | -21 | -3 | -6 |
| Jan/Feb/Mar | 0 | 41 | -23 | 18 | -24 |
| Totals | 0 | 100 | -82 | 18 | -63 |

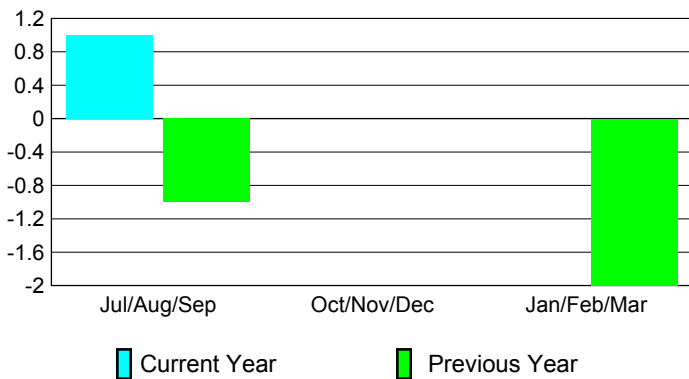
Membership Results 2009-2010

Goal, New, Dropped, Gain/Loss



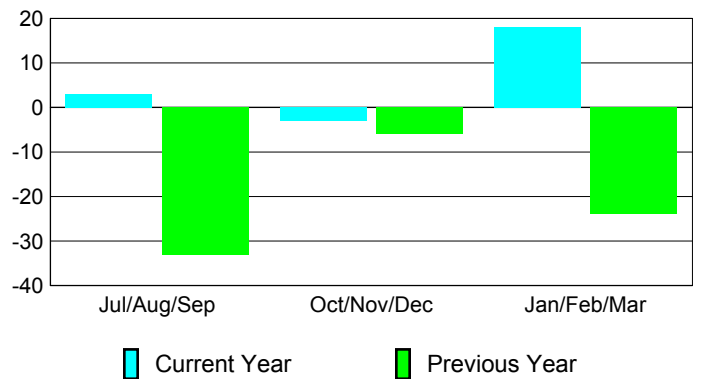
Comparison of Club Gain/Loss

Current Year Compared to the Previous Year



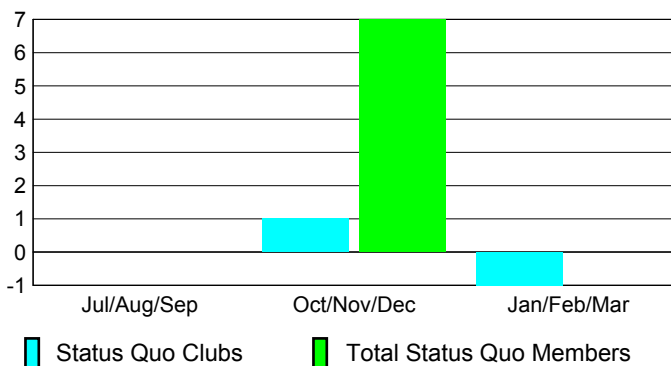
Comparison of Membership Gain/Loss

Current Year Compared to the Previous Year



YTD Status Quo Clubs 2009-2010

Status Quo Clubs Compared to Status Quo Members



Gender Comparison 2009-2010

